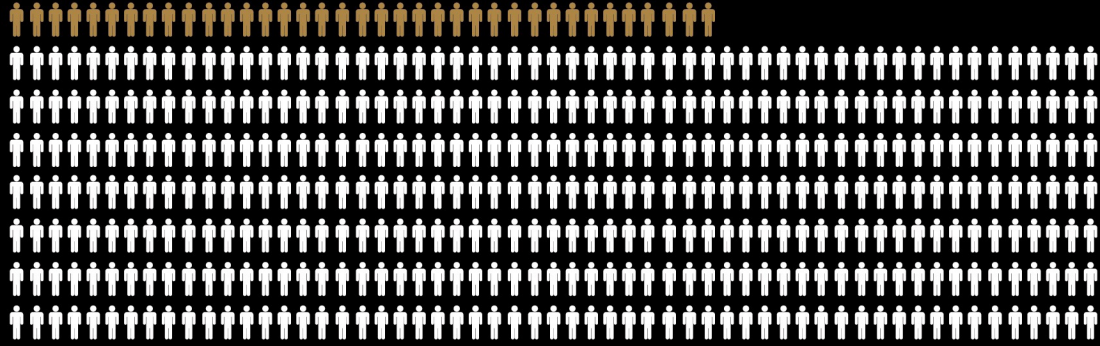


## AVERAGE PASSENGER COUNT



RIVER CRUISING


150

VS

BIG SHIP CRUISING

3000+

MORE PASSENGERS




LESS INTIMATE

## DECK SPACE

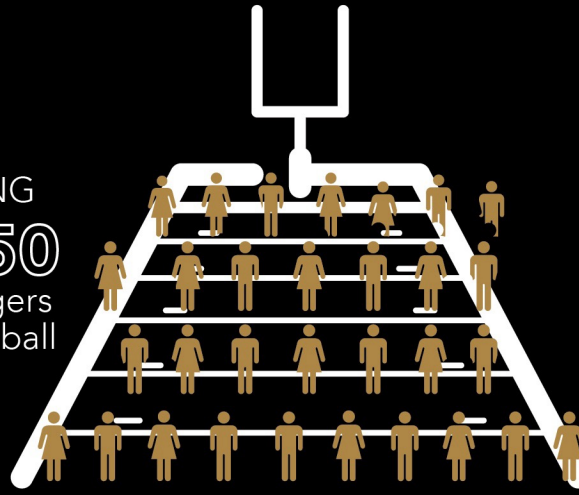
BIG SHIP CRUISING

~ 750 passengers per football field



RIVER CRUISING

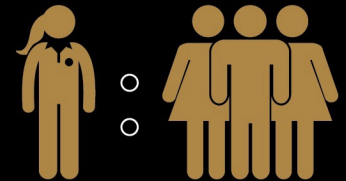
~ 150 passengers per football field



## CREW TO PASSENGER RATIO

RIVER CRUISING

1:3



BIG SHIP CRUISING

1:6



## STATEROOM TURNOVER NUMBERS



BIG SHIP CRUISING

1500 STATEROOMS

VS

RIVER CRUISING

83 STATEROOMS

